



Saumya Mishra *et al*, International Journal of Pharmaceutical Sciences and Medicine (IJPSM),
Vol.9 Issue. 11, November- 2024, pg. 1-12

ISSN: 2519-9889
Impact Factor: 5.958

To Evaluate Anti-Ulcer Activity of Nux Vomica for the Treatment of Gastric Ulcer

Saumya Mishra; Dr. Sachin K. Jain

Oriental University, Indore, M.P., India

DOI: 10.47760/ijpsm.2024.v09i11.001

ABSTRACT: This study aimed to determine the anti-ulcer activity of Nux Vomica for the Treatment of Gastric Ulcer. Present study was clinical study with simple randomized single blind drug evaluation method. As per study design and methodology all patients were treated with homoeopathic treatment only. Hence control study or comparison with modern medicine is out of framework of the present study. To evaluate curative efficacy of Nux Vomica and to show that is better than modern line of treatment in Gastric ulcer it has been used for comparison. After this research work it has been seen that lot many gastric ulcer patient got cured and healed by Nux Vomica. The conclusion is that patient compliance, trust economic status is indeed an important strategy in the used of any medicine system benefits with correct dose. Homeopathy and Allopathic medicines continue potentially impacting on the attainment of 'health' as a society in its entirety. No doubt, in cases of short and long time treatments of illness both medicine systems have their own importance and earlier have done more than the miracles and have proven life saving for everybody.

Keywords: Nux Vomica, anti-ulcer activity, Gastric Ulcer, clinical study, Homeopathy Medicine.

Introduction

Nux vomica is the greatest polychrests drug because of the bulk of symptom corresponds in similarity with those of the maximum not unusual and most common disease. It is regularly first remedy for after an more dosing in counteracting chronic patients. Nux vomica is a remedy for many more conditions to modern lifestyles. The property of Nux Vomica is drastically those of the alkaloid Strychnine. The powdered seeds are used in atonic dyspepsia. The tincture of Nux Vomica is regularly use in mixture for its stimulant actions on the gastro-intestinal tract. In the mouth it acts as a bitter, increase appetite; it stimulate peristalsis, in chronic constipation because of atony of the bowel it's far regularly along with cascara and other laxatives with good outcomes.

Materials and Methods

100 patients out of Patients attending gastroenterology clinic at Nikam Hospital Karad and Meenakshi Hospital Satara, from various Camps of symptoms of dyspepsia or previously diagnosed cases of gastric ulcer during the period Oct 2010 to April 2014 has been selected by Randomized Control Trial with single blind method.

Present study was clinical study with simple randomized single blind drug evaluation method. As per study design and methodology all patients were treated with homoeopathic treatment only. Hence control study or comparison with modern medicine is out of framework of the present study. To evaluate curative efficacy of Nux Vomica and to show that is better than modern line of treatment in Gastric ulcer it has been used for comparison.

Allopathic drugs are not used in this research work but only Homoeopathic drug Nux vomica is used for Gastric ulcer cases.

One more question is “instead of well indicated drug , in lot many cases Nux Vomica is given for each and every patient.

The reason behind it to know whether Nux Vomica can correct, cure or relive gastric ulcer in each and every case.

RESULTS AND DISCUSSION

OBSERVATIONS AND RESULTS

Cases- 100 Patients attending of Gastric Ulcer selected for Nux Vomica treatment

Control- 100 patients undergoing for Allopathy treatment

Table no. 1 Gastric Ulcer in different age groups in cases and control

Age Groups in yrs	No. of Cases	No. of Control
25 – 30	12	13
31 – 40	33	32
41 – 50	35	34
51 - 60	20	21
Total:-	100	100

Foot note: - As this data shows 31 to 50 age group is more affected by Gastric Ulcer.

Source : - Cases taken for research work

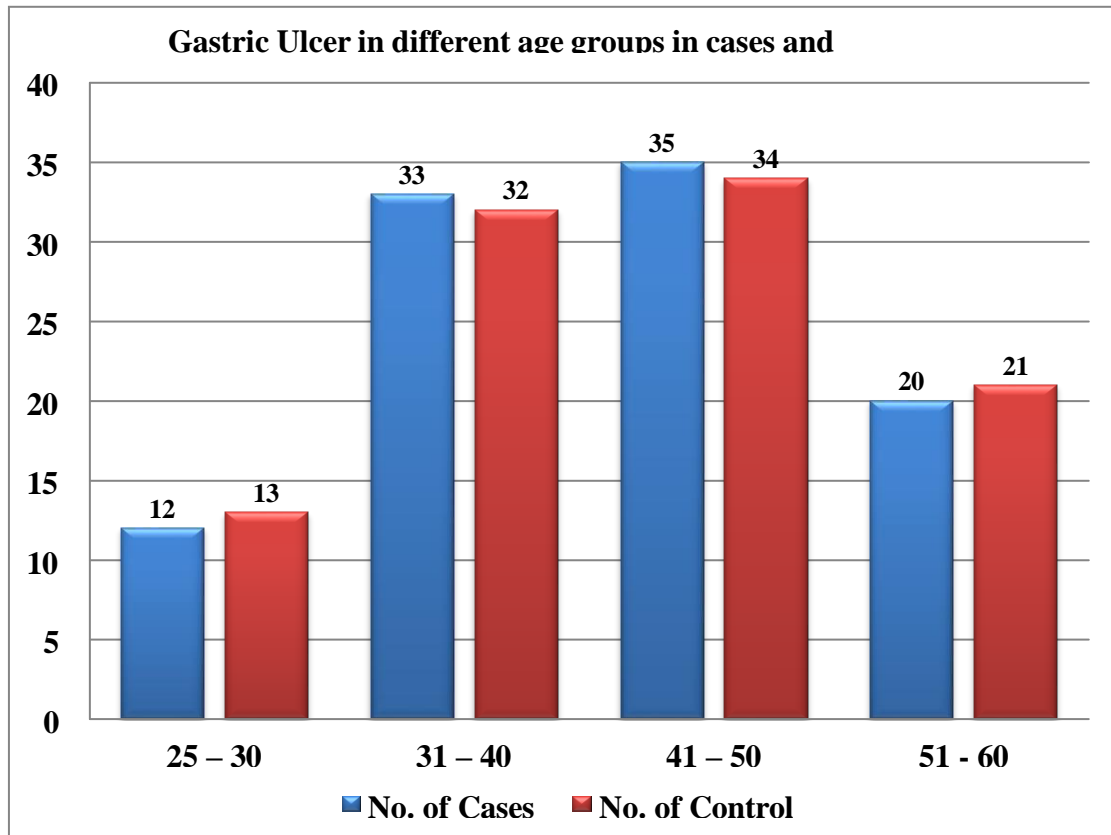


Fig 2 Gastric Ulcer in different age groups in cases and control

Table no. 3 Gastric Ulcer Patient sex wise (Cases)

Title : - Gastric Ulcer Patient sex wise (Cases)	
Sex	No. of patients
Male	66
Female	34
Total	100

There is male preponderance, 66 male against 34 females.

Fig. 4 Gastric Ulcer Patient sex wise (Cases)

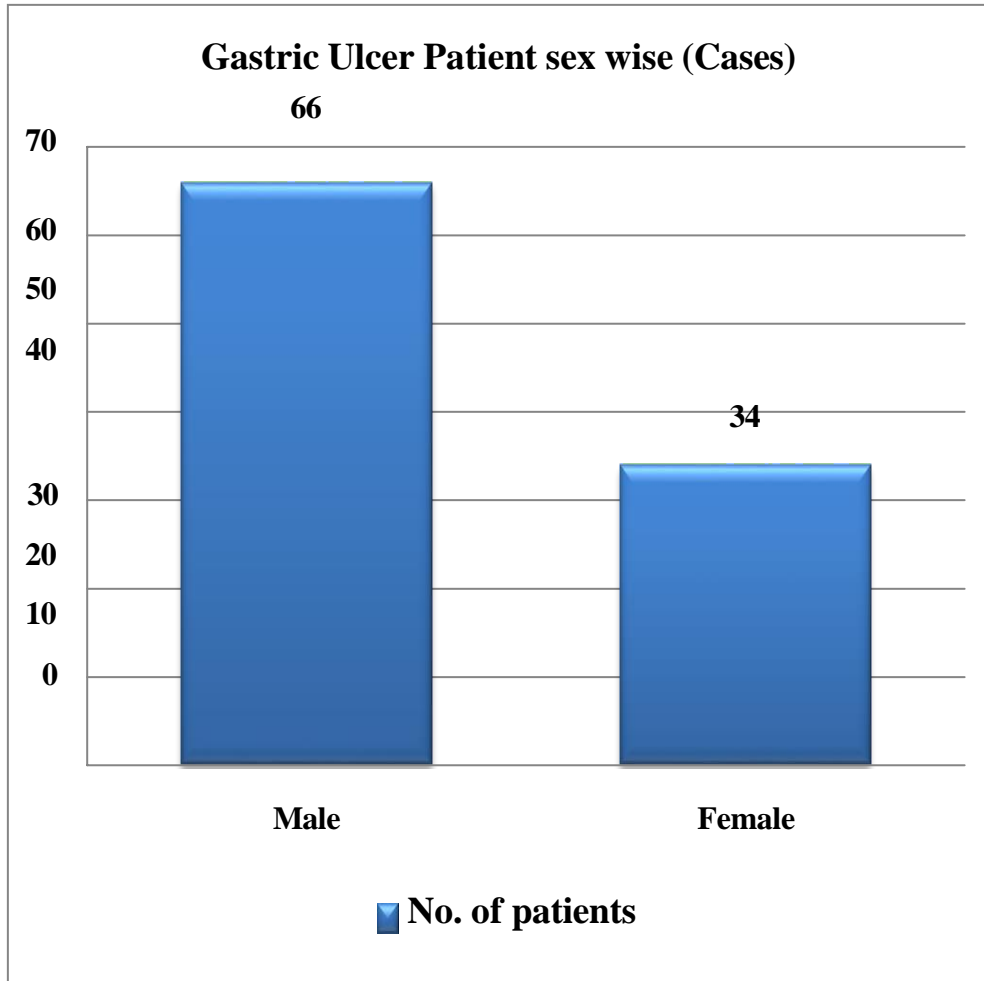


Table no. 5 Gastric Ulcer Patient sex wise (Control)

Title : - Gastric Ulcer Patient sex wise (Control)	
Sex	No. of patients
Male	69
Female	31
Total	100

In the control group patients were male preponderance 69 male against 31 females.

Fig no. 6 Gastric Ulcer Patient sex wise (Control)

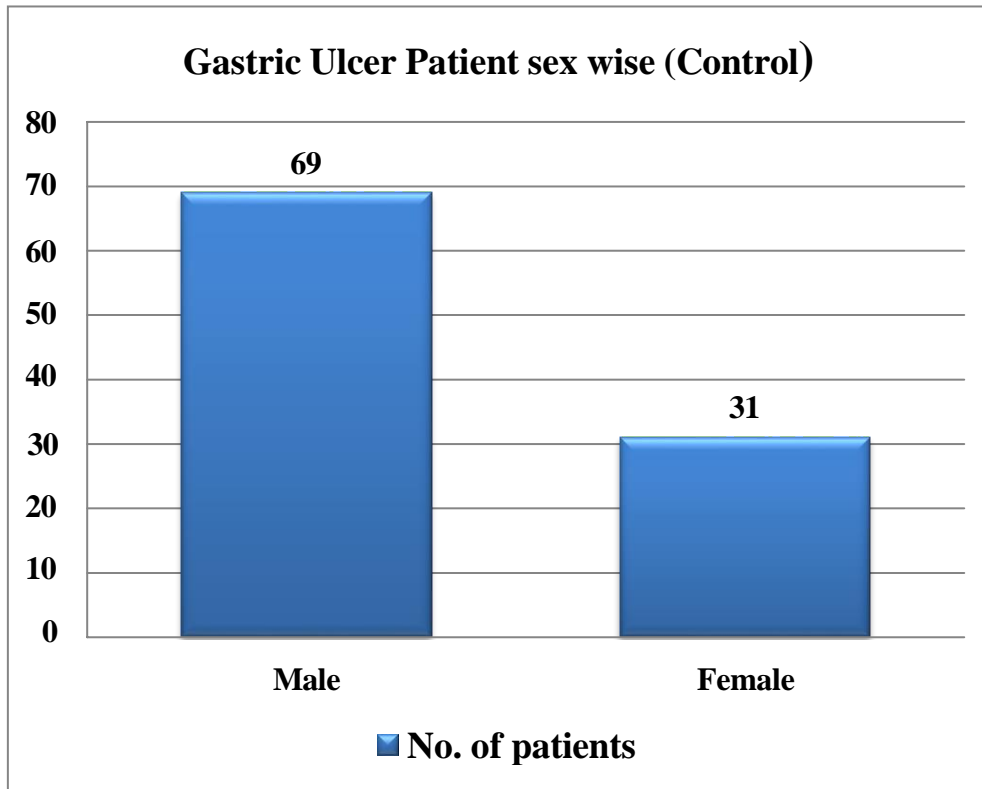


Table no . 7 showing number of patient covered by different drug & treated by Nux vomica.

	Nux Vomica	Kali bich	Symphytum	Arsenic Alb.	Capsicum
No of Pt.	78	10	02	05	05
No of pt treated with Nux Vomica	78	10	02	05	05
No of Pt. Cured	78	00	00	00	00

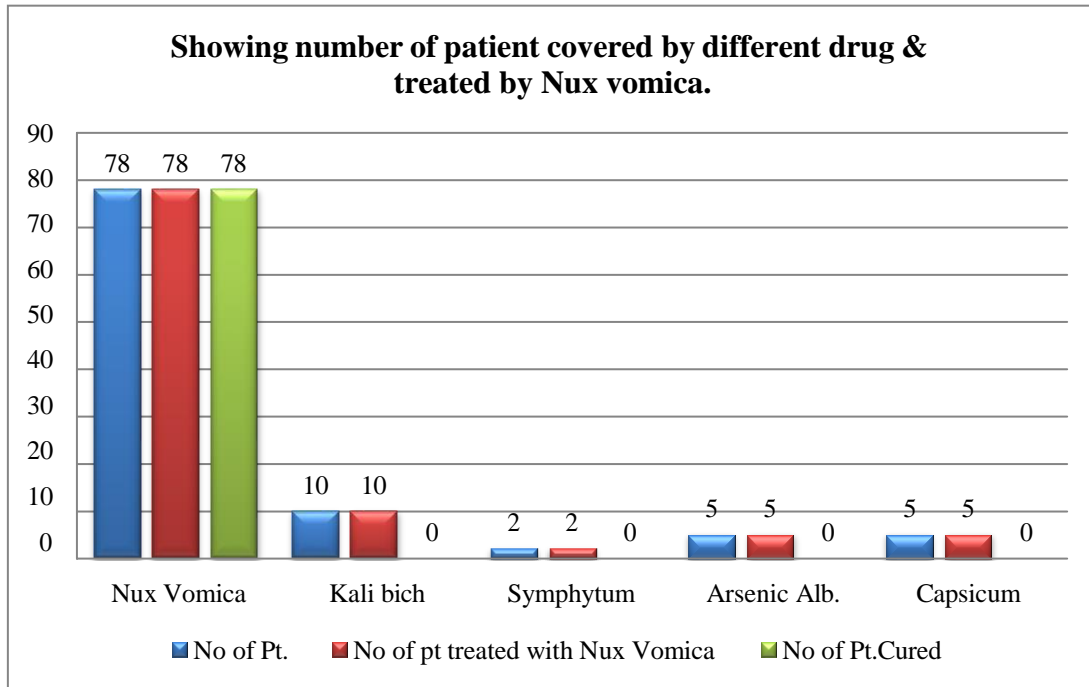


Fig no . 8 showing number of patient covered by different drug & treated by Nux vomica.

Table no. 9 Gastric Ulcer Patient sex wise in %.

Title : - Gastric Ulcer Patient sex wise in %

	No. of Gastric Ulcer Patient				Total
	Males		Females		
	No.	%	No.	%	
Cases	66	66%	34	34%	100
Control	69	69%	31	31%	100
Total:-	135/2	67.5%	65/2	32.5%	200

In above table the division of Gastric Ulcer patient has been done as per the sex and most important conclusion has been seen as Gastric Ulcer is more dominant in male than female. So in future regular screening has to be done for Gastric Ulcer in male whenever primary symptom will be seen.

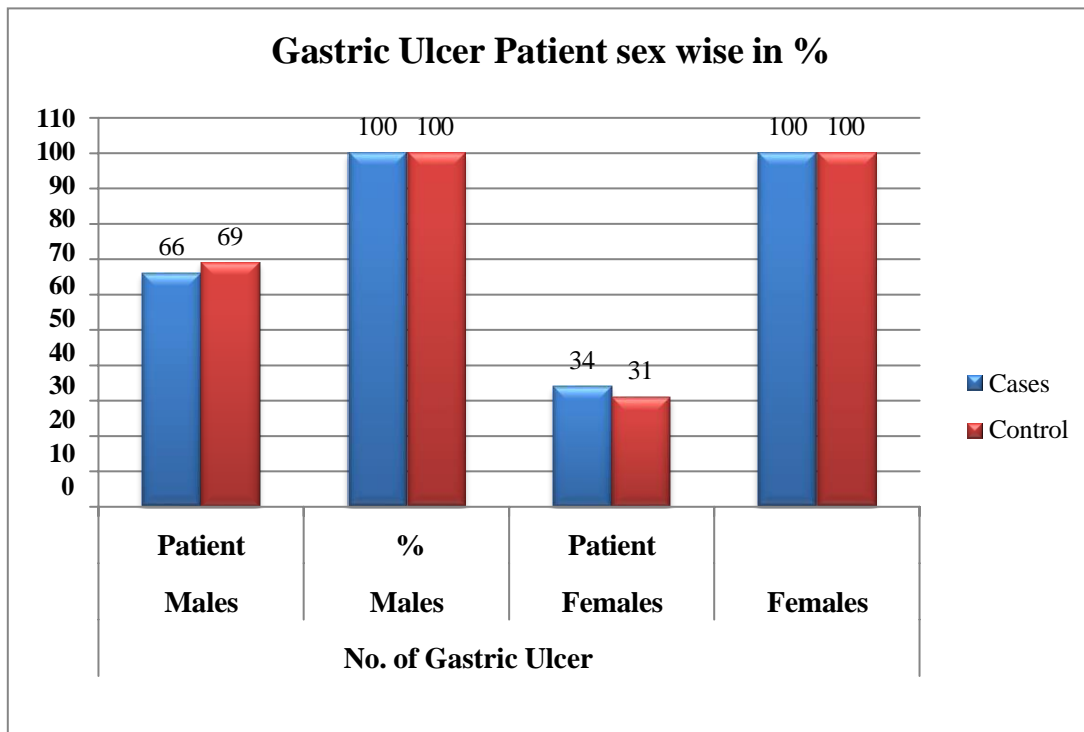


Fig no. 10 Gastric Ulcer Patient sex wise in %.

Table no – 11 Gastric Ulcer Patient sex wise cured after Nux Vomica

Title : - Gastric Ulcer Patient sex wise cured after Nux Vomica

	No. of Gastric Ulcer Patient				Total
	Males		Females		
	No.	%	No.	%	
Gastric Ulcer Patient	66	66%	34	34%	100 cases

Endoscopic findings for gastric Ulcer which came negative after Nux Vomica Treatment	55	55%	23	23%	78
Total:-	78 cured out of 100			78%	

After treatment of Nux Vomica 78% Endoscopic findings came negative or healed ulcer & 18% relive but complaints of chronic gastritis or 4% leave treatment out of 100 cases. This means good quality result seen after use of Nux Vomica.

Fig no – 12 Gastric Ulcer Patient sex wise cured after Nux Vomica

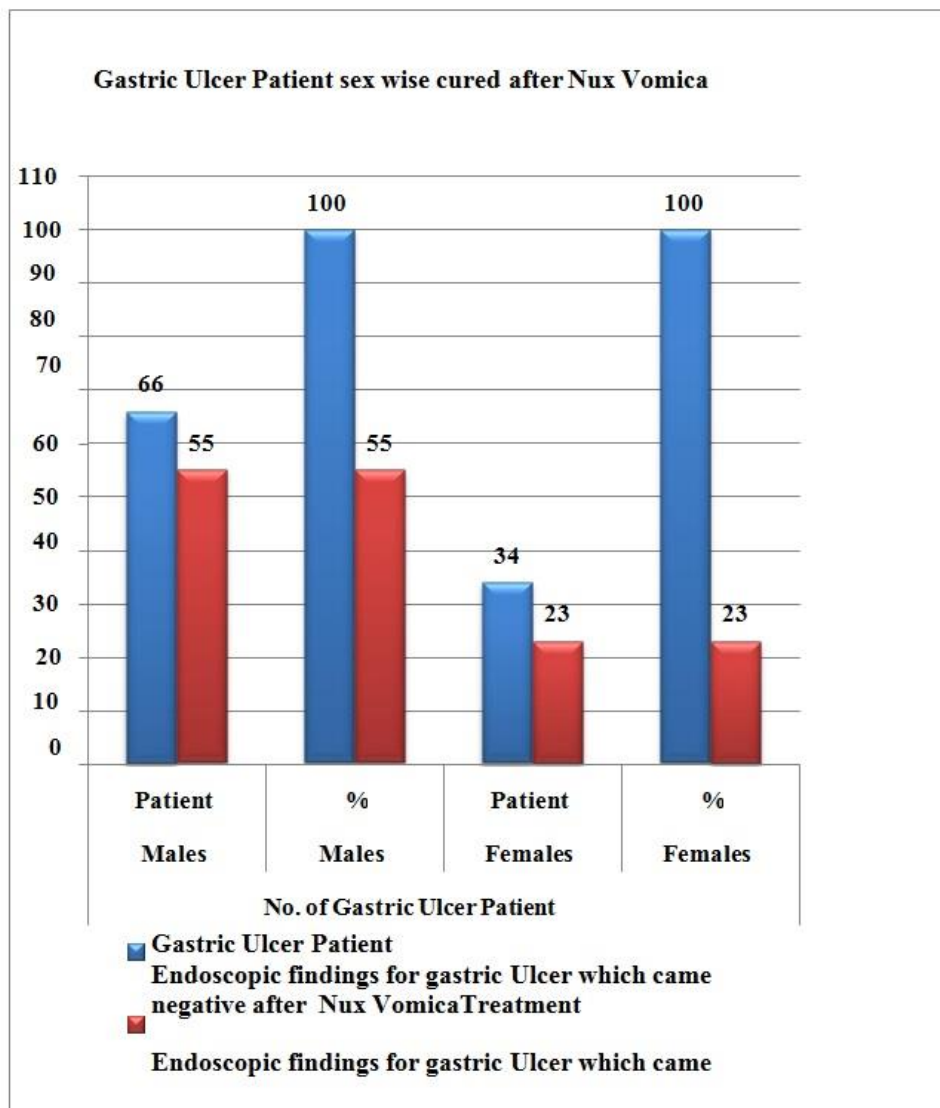


Table no – 13 Fate of Cases & Control of Gastric Ulcer Patient

Title :- Fate of Cases & Control of Gastric Ulcer Patient			
Fate of cases ⇒	Cured	Relived	Leaved
Gastric Ulcer PT ⇓			
Cases	78	18	04
Control	38	30	32

Cure rate of Gastric Ulcer Patient by Nux Vomica = 78% & Allopathic treatment is 38%, from this homoeopathic mode of treatment cure looks apparently superior to allopathic mode of treatment.

One important observation is 32% cases leave Allopathic treatment due to more expenses and side effects of medicine.

Fig no – 14 Fates of Cases & Control of Gastric Ulcer Patient

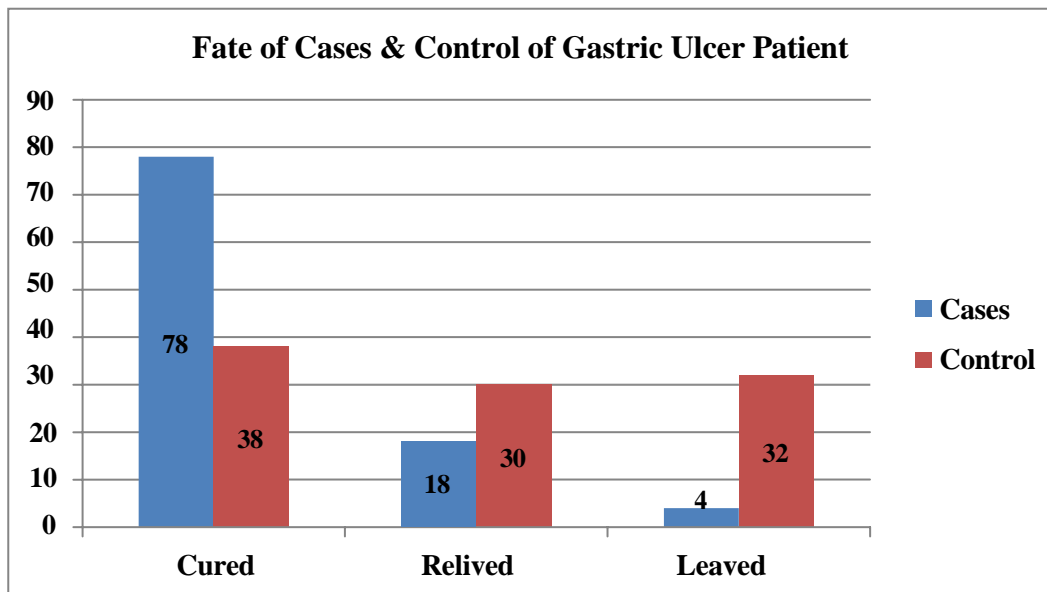
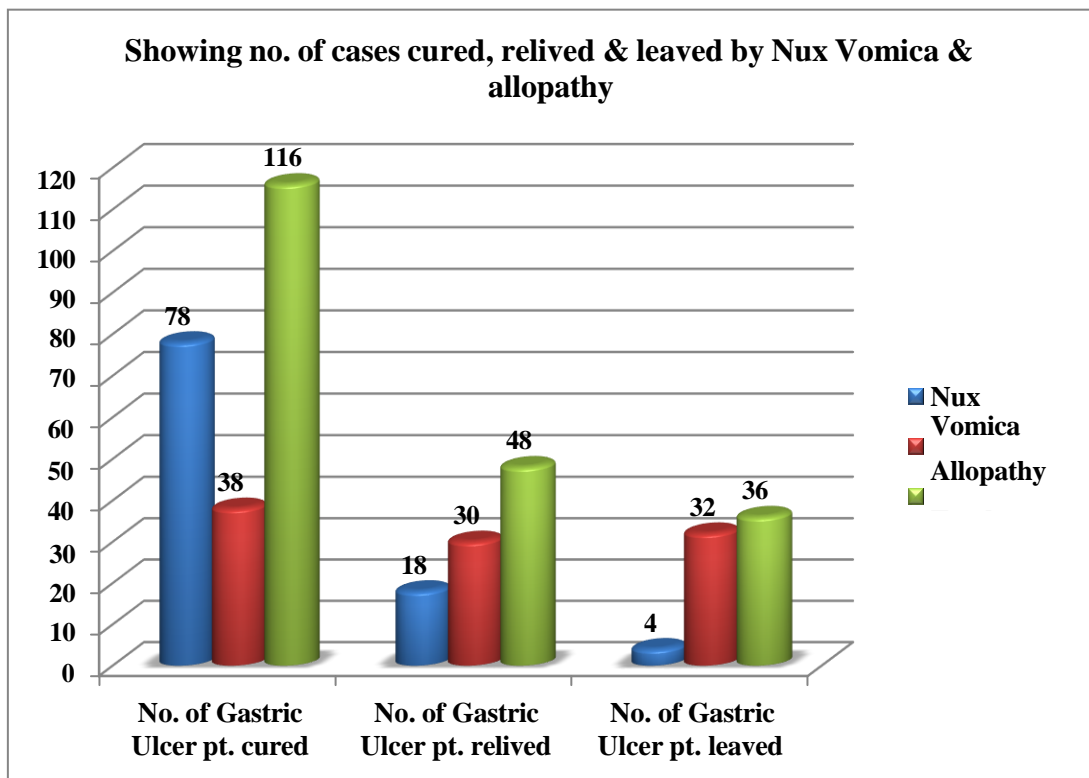


Table no – 15 showing no. of cases cured, relived & leaved by Nux Vomica & allopathy

Title :- Showing no. of cases cured, relived & leaved by Nux Vomica & allopathy				
System of treatment	No. of Gastric Ulcer pt. cured	No. of Gastric Ulcer pt. relived	No. of Gastric Ulcer pt. leaved	Total
Nux Vomica	78	18	04	100
Allopathy	38	30	32	100
Total	116	48	36	200

Fig no. 16 Showing no. of cases cured, relived & leaved by Nux Vomica & allopathy



Let's us test the null hypothesis.

Now lets us state Hypothesis as Nux Vomica treatment of Gastric Ulcer is better than allopathy so Null- Hypothesis as Nux Vomica will be equal or less effective than allopathy.

Two samples proportion test

This test used for checking difference between two proportions. The null and alternative hypotheses are,

H0: One population proportion p_1 equals to a second population proportion p_2 ($p_1 = p_2$).

H1: One population proportion p_1 is not to equal (greater or less than) a second population proportion p_2 ($p_1 = p_2$ or $p_1 > p_2$ or $p_1 < p_2$).

success events in samples of population 1 and 2 respectively. Reject the null hypothesis H0 at $\alpha\%$ level of significance, if P-value greater than equal to α . The p-value is a smallest level of significance at which we reject H0.

Our objective is to check the performance of Nux Vomica as compare to allopathy. In this study, some patients are leaved from the experiment so we consider

only cured and relived patients for statistical hypothesis testing. In this study, experiment has only two possible outcomes 'cured or 'relived' and we look for the proportion of trials (sample size) that was a success, So, our objective can be achieved by two samples proportion test. (23),(24)

The null and alternative hypotheses are as follows,

H0: The proportion of cured patients after Nux Vomica and Allopathy are same.

H1: The proportion of cured patients after Nux Vomica is greater than Allopathy treatment.

Two Samples Proportion Test

Treatment	Sample Proportion	Z-value	P-Vaule
Nux Vomica	$\hat{p} = \frac{78}{96} = 0.8125$	0.2537	0.0000
Allopathy	$\hat{p} = \frac{38}{68} = 0.5588$	3.51 <u>0.0722</u> =	

Here, P-value less than 0.05 and hence we reject null hypothesis H0 at 5% level of significance. Thus, the proportion of cured patients after Nux Vomica is greater than Allopathy treatment i.e. Nux Vomica treatment is more efficient than allopathy treatment.

CONCLUSION

The conclusion is that patient compliance, trust economic status is indeed an important strategy in the used of any medicine system benefits with correct dose. Homeopathy and Allopathic

medicines continue potentially impacting on the attainment of 'health' as a society in its entirety. No doubt, in cases of short and long time treatments of illness both medicine systems have their own importance and earlier have done more than the miracles and have proven life saving for everybody.

References

- [1]. https://en.wikipedia.org/wiki/Strychnos_nux-vomica
- [2]. <https://pubchem.ncbi.nlm.nih.gov/compound/Strychnos-nux-vomica-seed>
- [3]. <https://pubchem.ncbi.nlm.nih.gov/compound/Podophyllum%3B%20strychnos%20nux-vomica%20seed>
- [4]. Ravivarma D., Ch. Bhargavi, M. Manasa, G. Vaishnavi, K. Chandramohan, Morphology, Pharmacognosy of *Strychnos nux-vomica* and *S. potatorum* and their Medicinal Importance in Traditional Systems: A Review, *Environment and Ecology* 41 (4D) : 3022—3028, October—December 2023.
- [5]. Adhikari, Anjan & Bose, Sankhadip & Banerjee, Sabyasachi. (2022). Toxicological and Therapeutic Evaluation of a Poly-Herbal Syrup as Anti-Ulcer Drug. 9. 555765. 10.19080/GJPPS.2022.09.555765.
- [6]. Rita Kumari. Kuchala (*Strychnos Nuxvomica* Linn) – Known as Toxic and Less Known as an Effective Medicinal Herb. *AYUSHDHARA*, 2021;8(3):3371-3376.
- [7]. Karole S, Shrivastava S, Thomas S, Soni B, Khan S, Dubey J, Dubey SP, Khan N, Jain DK, Polyherbal Formulation Concept for Synergic Action: A Review, *Journal of Drug Delivery and Therapeutics*. 2019; 9(1-s):453-466
- [8]. Sharifi-Rad M, Fokou PVT, Sharopov F, Martorell M, Ademiluyi AO, Rajkovic J, Salehi B, Martins N, Iriti M, Sharifi-Rad J. Antiulcer Agent: From Plant Extracts to Phytochemicals in Healing Promotion. *Molecules*. 2018 Jul 17;23(7):1751. doi: 10.3390/molecules23071751. PMID: 30018251; PMCID: PMC6100067.
- [9]. Katherin Steffy, G. Shanthi a , Anson S. Maroky b , S. Selvakumar, Synthesis and characterization of ZnO phytonanocomposite using *Strychnos nux-vomica* L. (*Loganiaceae*) and antimicrobial activity against multidrug-resistant bacterial strains from diabetic foot ulcer, *Journal of Advanced Research* 9 (2018) 69–77
- [10]. Maji AK, Banerji P. *Strychnos nux-vomica*: A Poisonous Plant with Various Aspects of Therapeutic Significance. *J Basic Clin Pharma* 2017;8:S087-S103
- [11]. Gupta and Chaphalkar, Medicinal Plants Importance In Human Health Care: A Review, *Journal of Biology and Nature*, 8(4): 135-145, 2017
- [12]. Perumal. B, S. Velmani, C. Santhosh, C. Vetrivel and A. Maruthupandian, Phytochemical and medicinal properties on *Strychnos-nux-vomica* (L), *Journal of Advanced Applied Scientific Research* - ISSN: 2454-3225